Genomeditech (Shanghai) Co.,Ltd.
Order: 021-68455258/50432826/50432825
Toll-free: 400 627 9288
Email: service@genomeditech.com

Anti-Lebrikizumab mIgG2a Antibody (1A11)

Product information

GM-89205AB-10	10 μg
GM-89205AB-100	100 μg
GM-89205AB-1000	1 mg

Antibody Information

Host Species	Mouse
Source	Anti-Lebrikizumab mIgG2a Antibody (1A11) is recombinantly expressed in CHO. It consists of mouse variable regions genetically fused to mIgG2a constant domains.
Clone	1A11
Isotype	mIgG2a, Kappa
Application	Bioactivity-ELISA
Target	Detects Lebrikizumab
Immunogen	Lebrikizumab
Background	Lebrikizumab is a humanized immunoglobulin G4 (IgG4)/kappa monoclonal antibody directed against interleukin-13 (IL-13), a type 2 cytokine that drives the inflammatory loop underlying atopic dermatitis. IL-13 signals through a heterodimeric receptor composed of IL-13Rα1 and IL-4Rα. Lebrikizumab binds IL-13 with high affinity and a slow dissociation rate at an epitope overlapping the IL-4Rα binding site, preventing assembly of the IL-13Rα1/IL-4Rα signaling complex and blocking downstream IL-13 signaling. The antibody is produced by recombinant DNA technology in a mammalian cell expression system and consists of humanized variable regions fused to human IgG4 constant domains, with a molecular weight of approximately 145 kDa. Lebrikizumab is approved for moderate-to-severe atopic dermatitis in adults and adolescents and has also been evaluated in asthma. Because therapeutic proteins can elicit anti-drug antibodies that alter drug exposure and efficacy, drug-specific anti-idiotypic antibodies such as this product are widely used as critical reagents for pharmacokinetic and immunogenicity assays.
Storage	Store at 2-8℃ short term (1-2 weeks). Store at ≤ -20℃ long term. Avoid repeated freeze-thaw.
Formulation	Supplied as a 0.2 μm filtered solution of PBS, pH7.2-7.4.
Endotoxin	< 1 EU/mg, determined by LAL gel clotting assay

Data Examples

SDS-PAGE

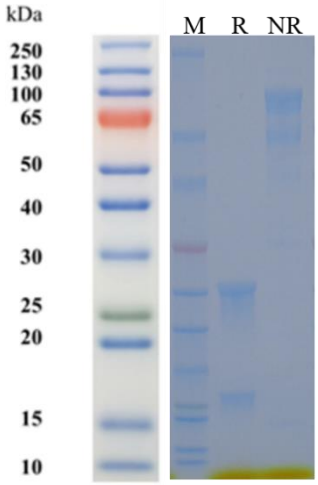

On SDS-PAGE under reducing (R)/non-reducing(N-R) condition. The gel was stained overnight with Coomassie Blue. The purity of the protein is greater than 90%.

SEC-HPLC

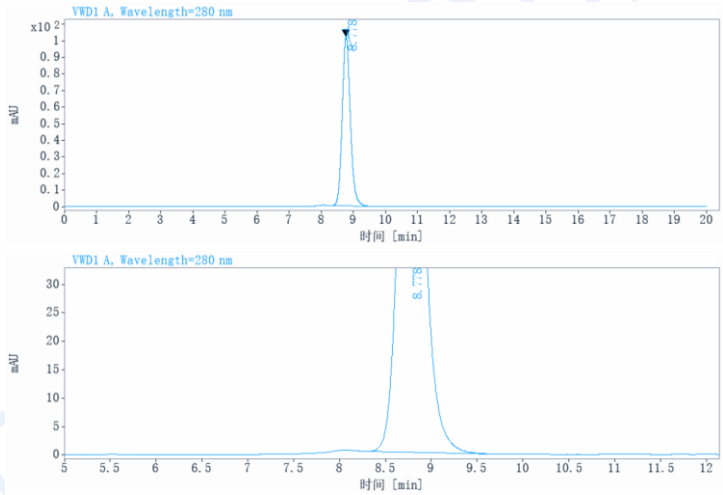

The purity of this product is more than 90% verified by SEC-HPLC.

Bioactivity-ELISA

Immobilized Anti-IL13 hIgG4 Reference Antibody (Lebribio) (Catalog # GM-88031MAB, Lebrikizumab) at 1 μg/mL (100 μL/well) can bind Anti-Lebrikizumab mIgG2a Antibody (1A11) (Catalog # GM-89205AB) with a linear range of 0.29-62.5ng/mL.

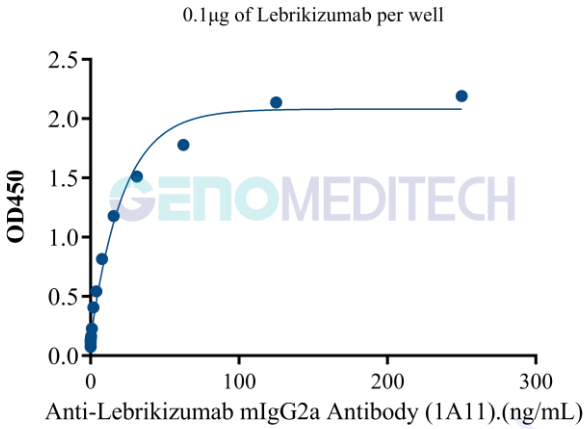

Fig. ELISA

Bioactivity-ELISA

Immobilized Anti-Lebrikizumab mIgG2a Antibody (1A11) (Catalog # GM-89205AB) at 2 μg/mL (100 μL/well), add increasing concentrations of Anti-IL13 hIgG4 Reference Antibody (Lebribio) (Catalog # GM-88031MAB, Lebrikizumab) and then add Biotinylated Anti-Lebrikizumab mIgG2a Antibody (11H8) (Catalog # GM-89206AB) at 2 μg/mL (100 μL/well). Detection was performed using HRP-conjugated streptavidin with sensitivity of 2 ng/mL.

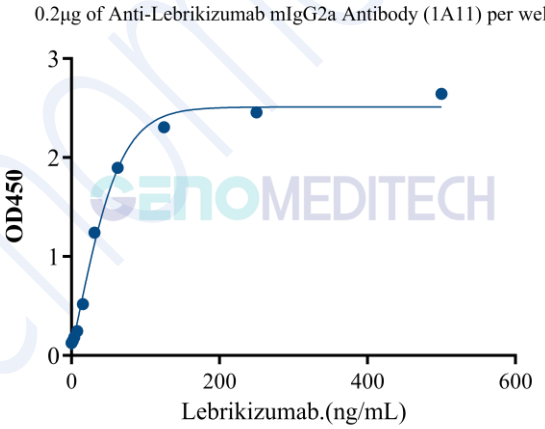

Fig. ELISA

Related Products

Anti-Lebrikizumab		
GM-89203AB	Anti-Lebrikizumab mIgG2a Antibody (3E5)	recommended for ADA assay
GM-89204AB	Anti-Lebrikizumab mIgG2a Antibody (6B2)	Non-Neutralizing
GM-89205AB	Anti-Lebrikizumab mIgG2a Antibody (1A11)	recommended for PK/PD
GM-89206AB	Biotinylated Anti-Lebrikizumab mIgG2a Antibody (11H8)	recommended for PK/PD

Version:3.1